

HOW TO ACCESS THE FILLABLE VERSION OF THE PDF FILE



If you would like to be able to type directly on the PDF file of the Remote Learning Lesson, follow the directions below to convert your PDF to the fillable version.

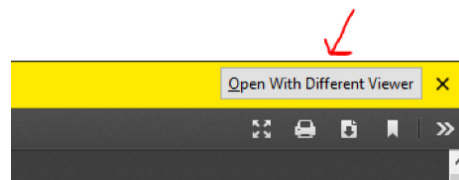
Before you begin, you will need Adobe Acrobat Reader DC installed on your computer. If you do not have this application, you can download and install it free here: <https://get.adobe.com/reader/otherversions/>

You can also watch a brief screencast, linked on our Remote Learning Resources page, to walk you through the process outlined below.

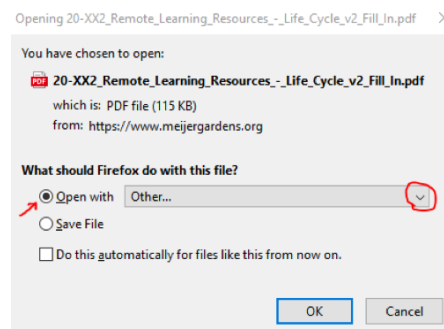
INSTRUCTIONS

1. Click on the link for the lesson that you wish to download. You should see a yellow bar at the top of your screen that says “This PDF document contains forms. The filling of form fields is not supported.”

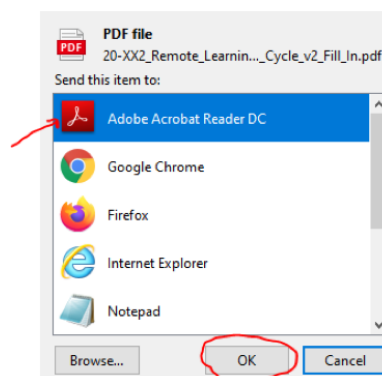
If you have Adobe Acrobat Reader installed on your computer, you can open it in that application by clicking “Open with Different Viewer” button at the top right of your screen.



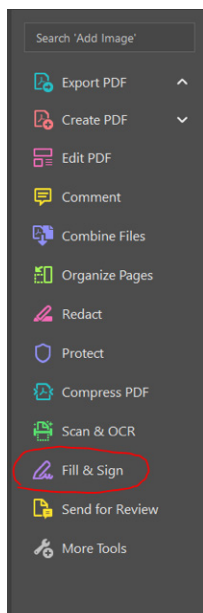
2. Next, you should see the box below. Select “Open with” and click the drop down menu to the right.



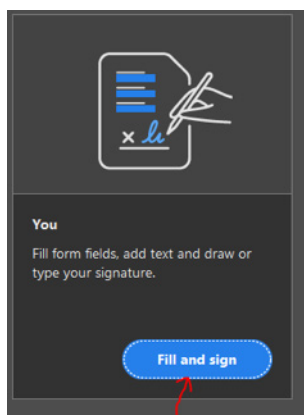
3. Select **Adobe Acrobat Reader DC** and click OK.



4. Your PDF should now open in Adobe Acrobat Reader DC. On the right side you will see a menu. Select **Fill & Sign**.



5. Then select the **You** option and **Fill and sign** again.



6. You should now be able to click underneath the questions and type your answers! When you're finished, save your file to your computer for your records or send them to your teacher!

1. How many changes does a butterfly go through in its life cycle?
A butterfly|



FREDERIK MEIJER Gardens & Sculpture Park
promotes the enjoyment, understanding
and appreciation of gardens, sculpture,
the natural environment and the arts.

1000 E. Beltline Ave. NE, Grand Rapids, MI 49525 TF: 1-888-957-1580
MeijerGardens.org | #MeijerGardens | @MeijerGardens   